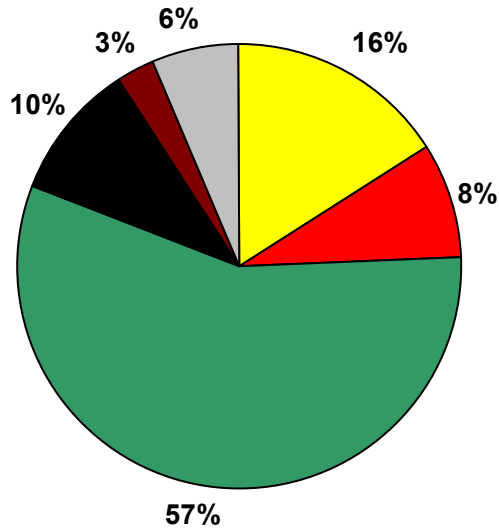


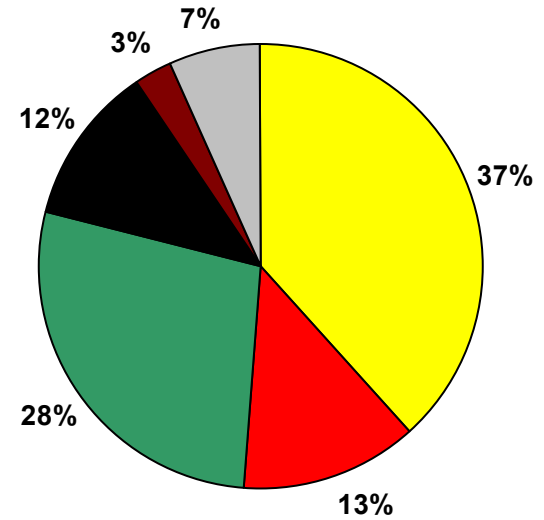
MONITORING DATA

**Lassen Volcanic National Park, CA
2002 Reconstructed Extinction
LAVO1 Monitoring Data (every third day)**

20% Worst Visibility Days
Aerosol Extinction* = 45 Mm-1 (25 to 132 Mm-1)

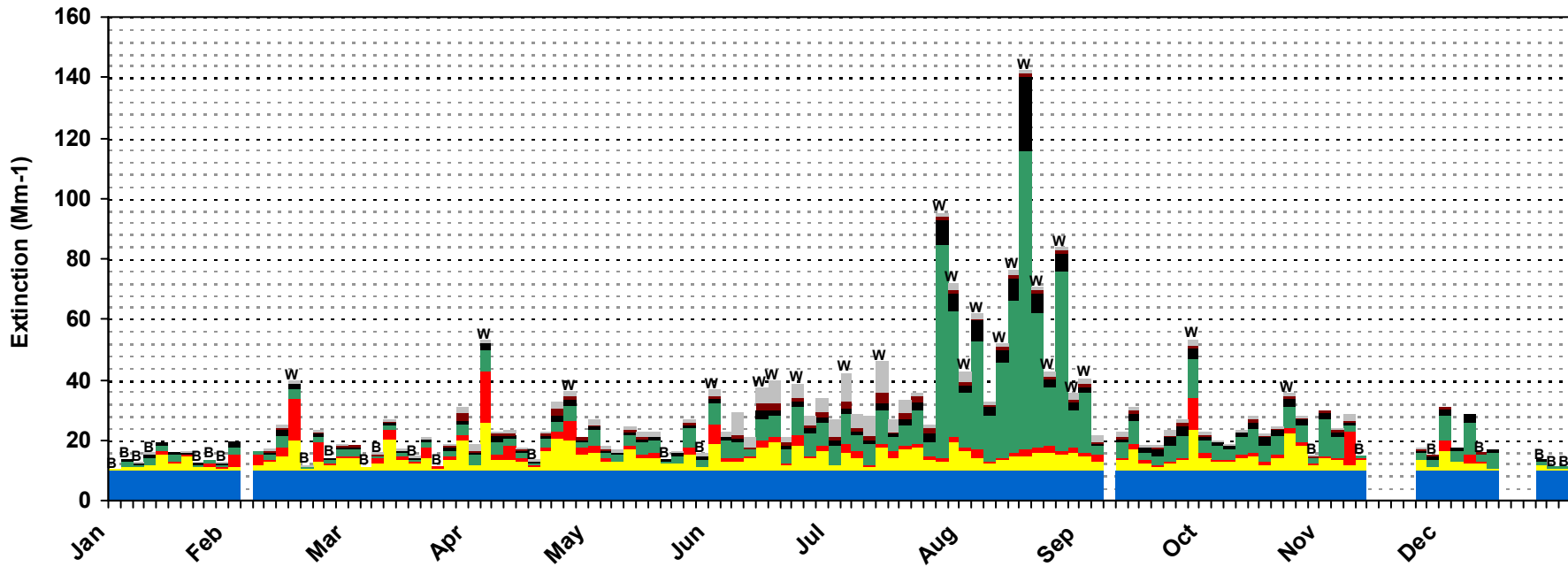


20% Best Visibility Days
Aerosol Extinction* = 3 Mm-1 (1 to 6 Mm-1)



- Coarse Material
- Soil
- Elemental Carbon
- Organic Material
- Ammonium Nitrate
- Ammonium Sulfate
- Rayleigh

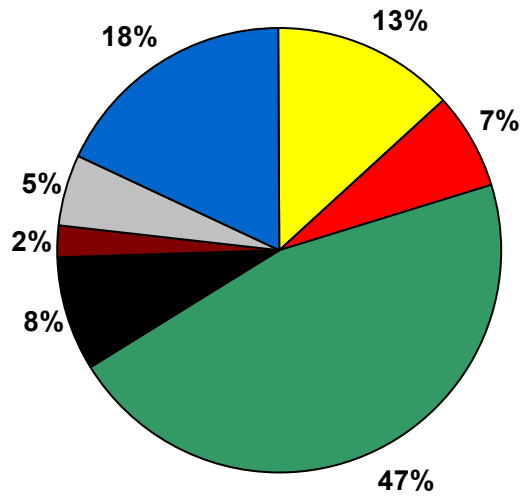
*Excludes Rayleigh Extinction



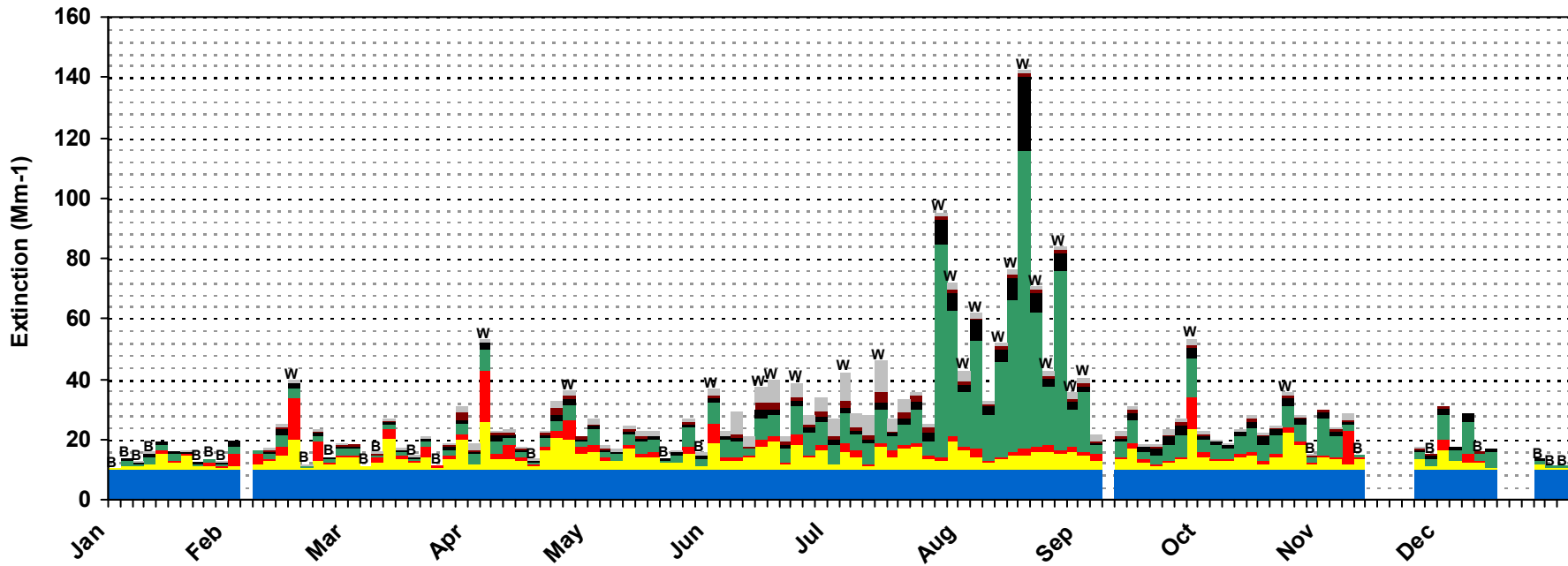

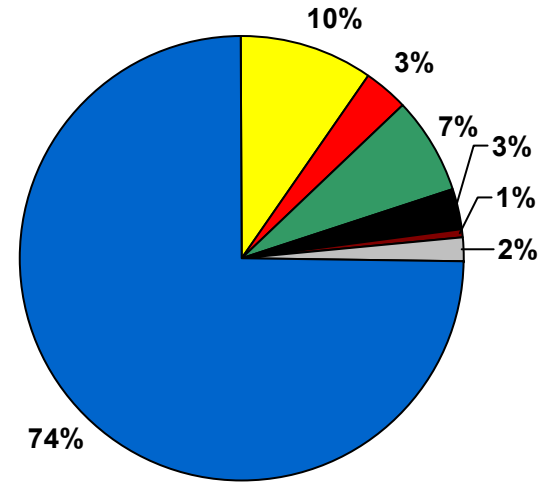
MONITORING DATA

**Lassen Volcanic National Park, CA
2002 Reconstructed Extinction
LAVO1 Monitoring Data (every third day)**

20% Worst Visibility Days
Total Extinction = 55 Mm-1 (35 to 142 Mm-1)



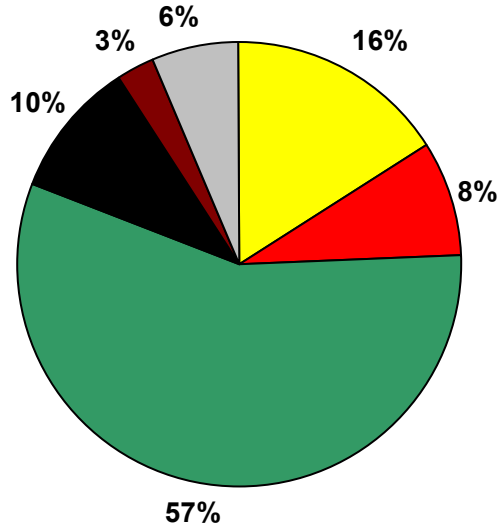
20% Best Visibility Days
Total Extinction = 13 Mm-1 (11 to 16 Mm-1)



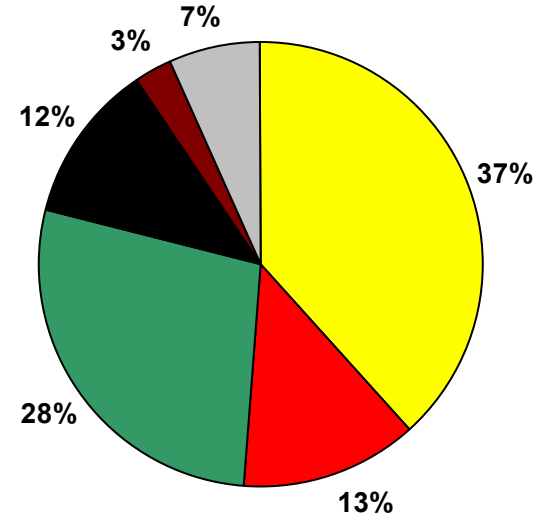
MONITORING DATA

**Lassen Volcanic National Park, CA
2002 Reconstructed Extinction
LAVO1 Monitoring Data (every third day)**

20% Worst Visibility Days
Aerosol Extinction* = 45 Mm-1 (25 to 132 Mm-1)

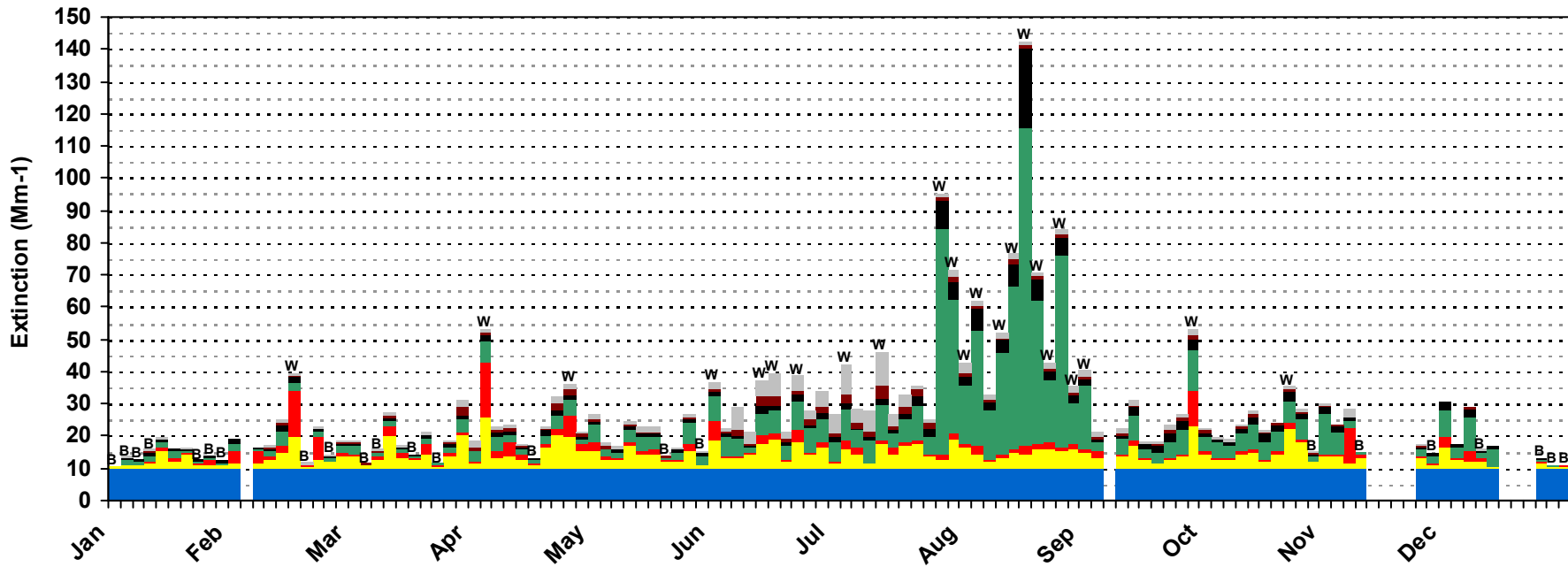


20% Best Visibility Days
Aerosol Extinction* = 3 Mm-1 (1 to 6 Mm-1)



- Coarse Material
- Soil
- Elemental Carbon
- Organic Material
- Ammonium Nitrate
- Ammonium Sulfate
- Rayleigh

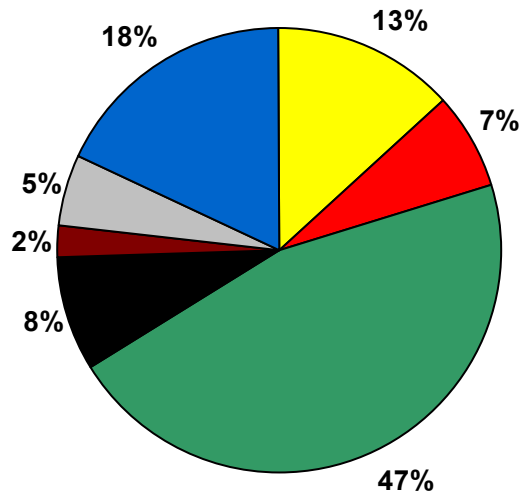
*Excludes Rayleigh Extinction



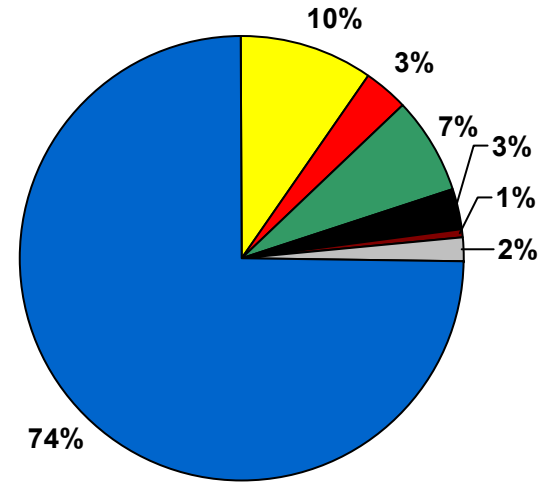
MONITORING DATA

**Lassen Volcanic National Park, CA
2002 Reconstructed Extinction
LAVO1 Monitoring Data (every third day)**

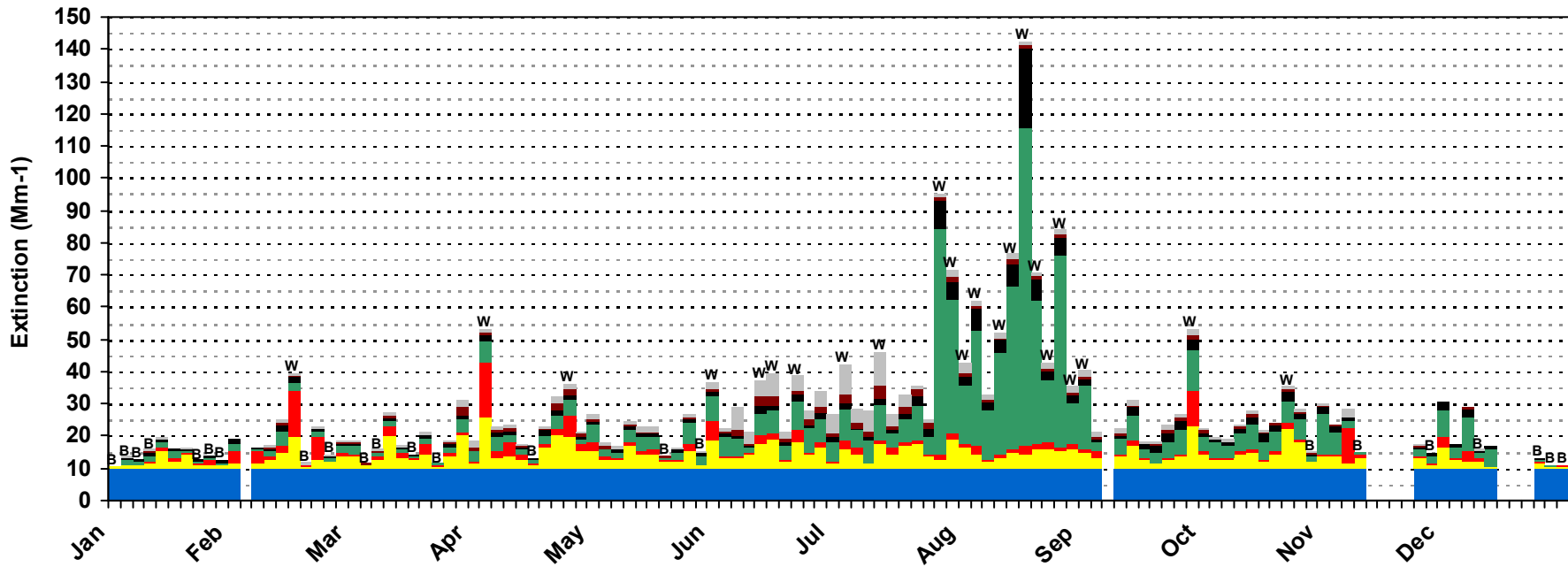
20% Worst Visibility Days
Total Extinction = 55 Mm-1 (35 to 142 Mm-1)



20% Best Visibility Days
Total Extinction = 13 Mm-1 (11 to 16 Mm-1)



- Coarse Material
- Soil
- Elemental Carbon
- Organic Material
- Ammonium Nitrate
- Ammonium Sulfate
- Rayleigh



MONITORING DATA

Lassen Volcanic National Park, CA 2002 Reconstructed Extinction Values LAVO1 Monitoring Data (every third day)

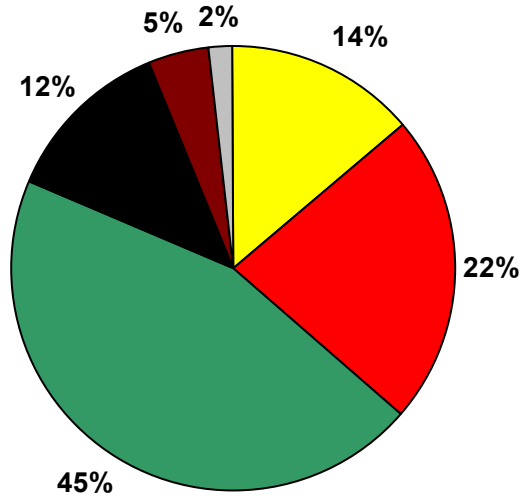
20% Worst Visibility Days			
	Average (Mm-1)	Minimum (Mm-1)	Maximum (Mm-1)
Total Extinction:	55.4 (17.1 dv)	35.4 (12.6 dv)	142.4 (26.6 dv)
Aerosol Extinction*:	45.4	25.4	132.4
	Average (Mm-1)	% of Tot. Extinction	% of Aer. Extinction
Ammonium Sulfate:	7.3	13%	16%
Ammonium Nitrate:	3.8	7%	8%
Organic Material:	25.5	46%	56%
Elemental Carbon:	4.5	8%	10%
Soil:	1.3	2%	3%
Coarse Material:	2.8	5%	6%
Rayleigh:	10.0	18%	N/A
20% Best Visibility Days			
	Average (Mm-1)	Minimum (Mm-1)	Maximum (Mm-1)
Total Extinction:	13.4 (2.9 dv)	10.5 (0.5 dv)	15.7 (4.5 dv)
Aerosol Extinction*:	3.4	0.5	5.7
	Average (Mm-1)	% of Tot. Extinction	% of Aer. Extinction
Ammonium Sulfate:	1.3	10%	38%
Ammonium Nitrate:	0.4	3%	13%
Organic Material:	0.9	7%	28%
Elemental Carbon:	0.4	3%	12%
Soil:	0.1	1%	3%
Coarse Material:	0.2	1%	6%
Rayleigh:	10.0	75%	N/A

*Excludes Rayleigh Extinction

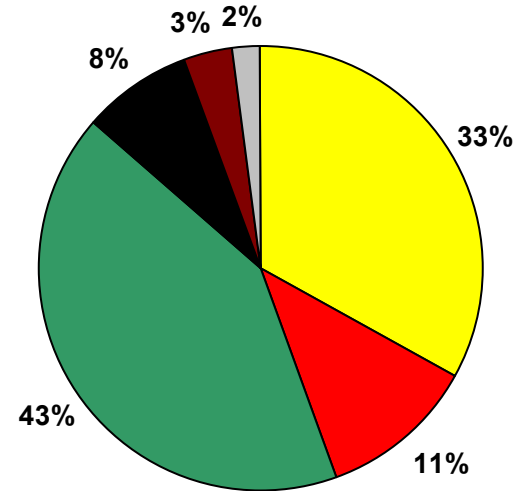
MODEL RESULTS

Lassen Volcanic National Park, CA 2002 Reconstructed Extinction CMAQ Model Results (every day)

20% Worst Visibility Days
Aerosol Extinction* = 57 Mm-1 (32 to 147 Mm-1)

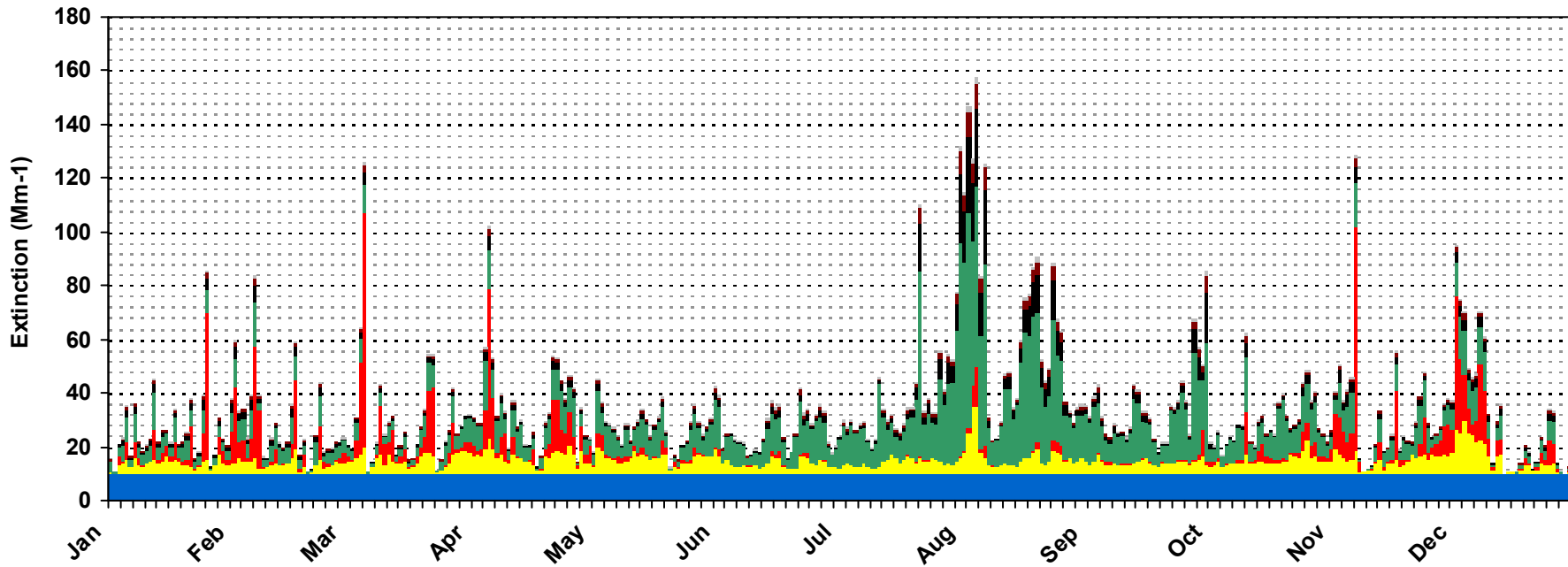


20% Best Visibility Days
Aerosol Extinction* = 6 Mm-1 (0 to 11 Mm-1)



- Coarse Material
- Soil
- Elemental Carbon
- Organic Material
- Ammonium Nitrate
- Ammonium Sulfate
- Rayleigh

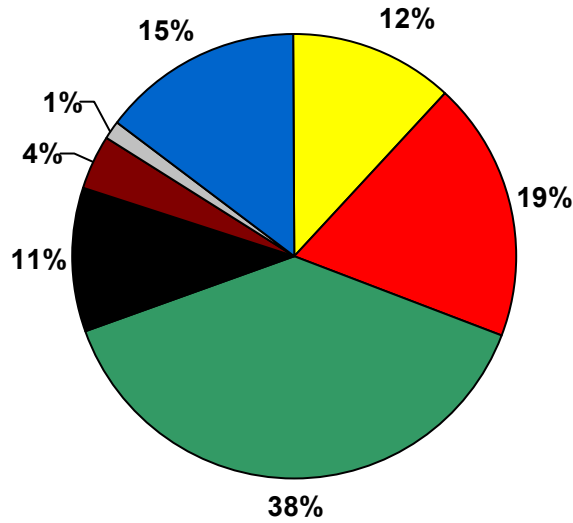
*Excludes Rayleigh Extinction



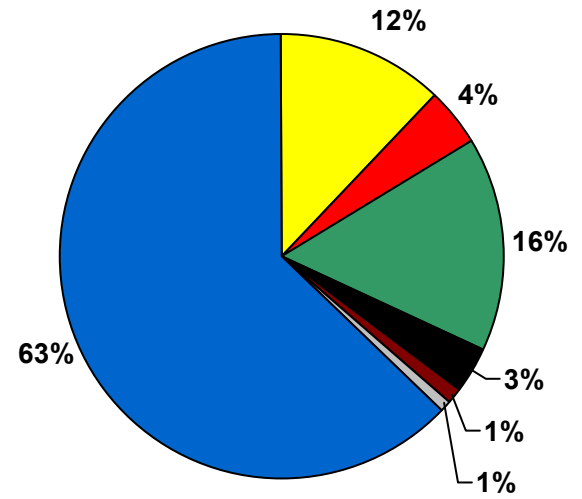
MODEL RESULTS

Lassen Volcanic National Park, CA 2002 Reconstructed Extinction CMAQ Model Results (every day)

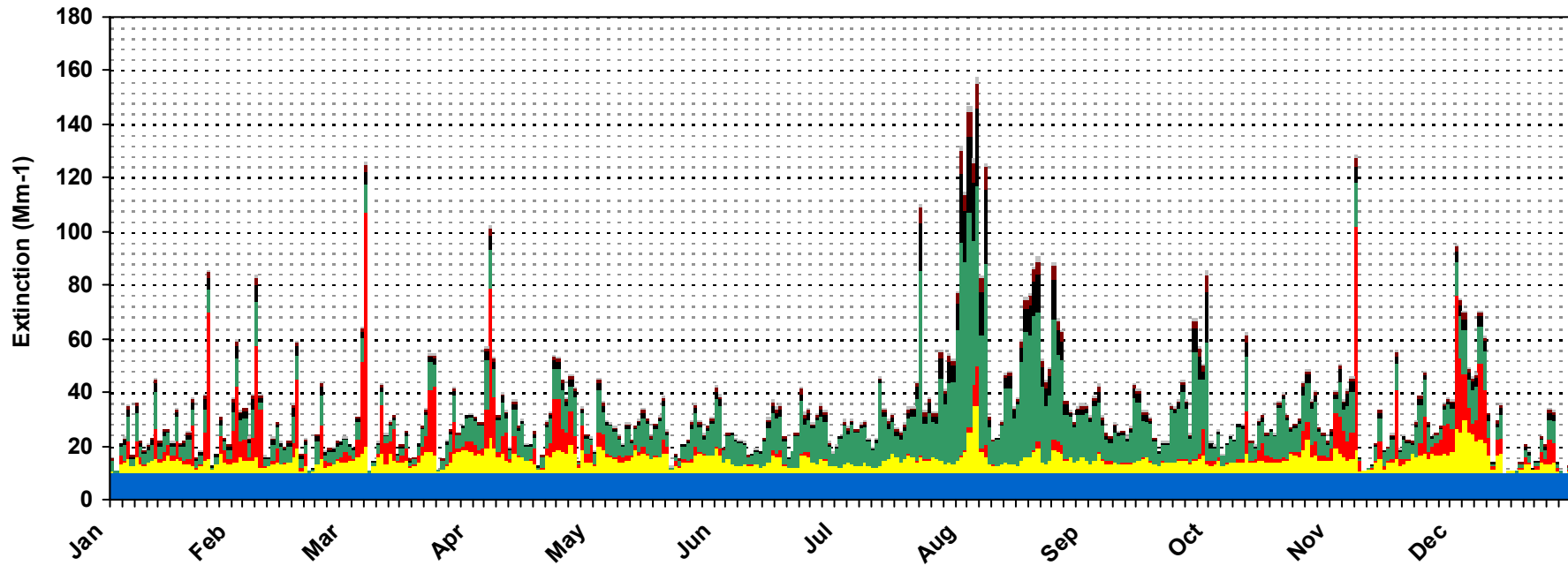
20% Worst Visibility Days
Total Extinction = 67 Mm⁻¹ (42 to 157 Mm⁻¹)



20% Best Visibility Days
Total Extinction = 16 Mm⁻¹ (10 to 21 Mm⁻¹)



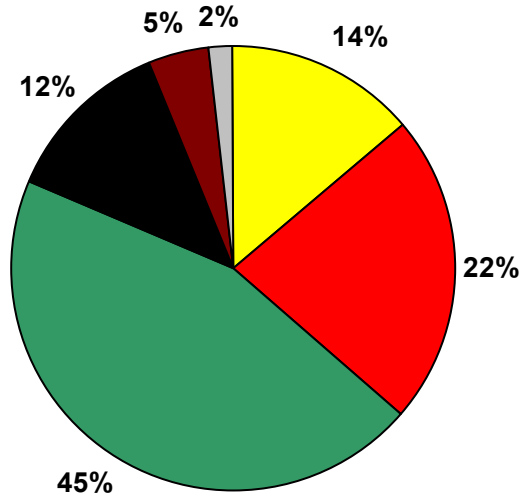
- Coarse Material
- Soil
- Elemental Carbon
- Organic Material
- Ammonium Nitrate
- Ammonium Sulfate
- Rayleigh



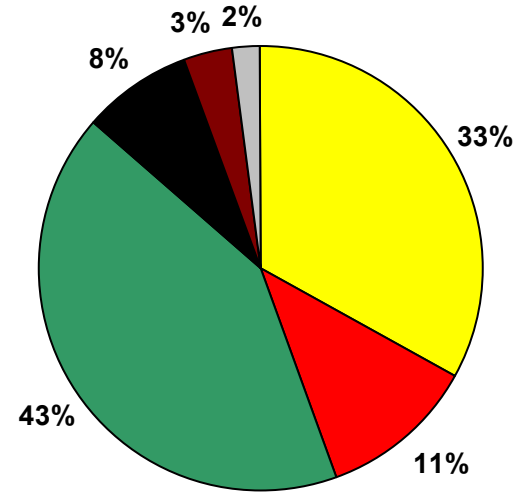
MODEL RESULTS

Lassen Volcanic National Park, CA 2002 Reconstructed Extinction CMAQ Model Results (every day)

20% Worst Visibility Days
Aerosol Extinction* = 57 Mm-1 (32 to 147 Mm-1)

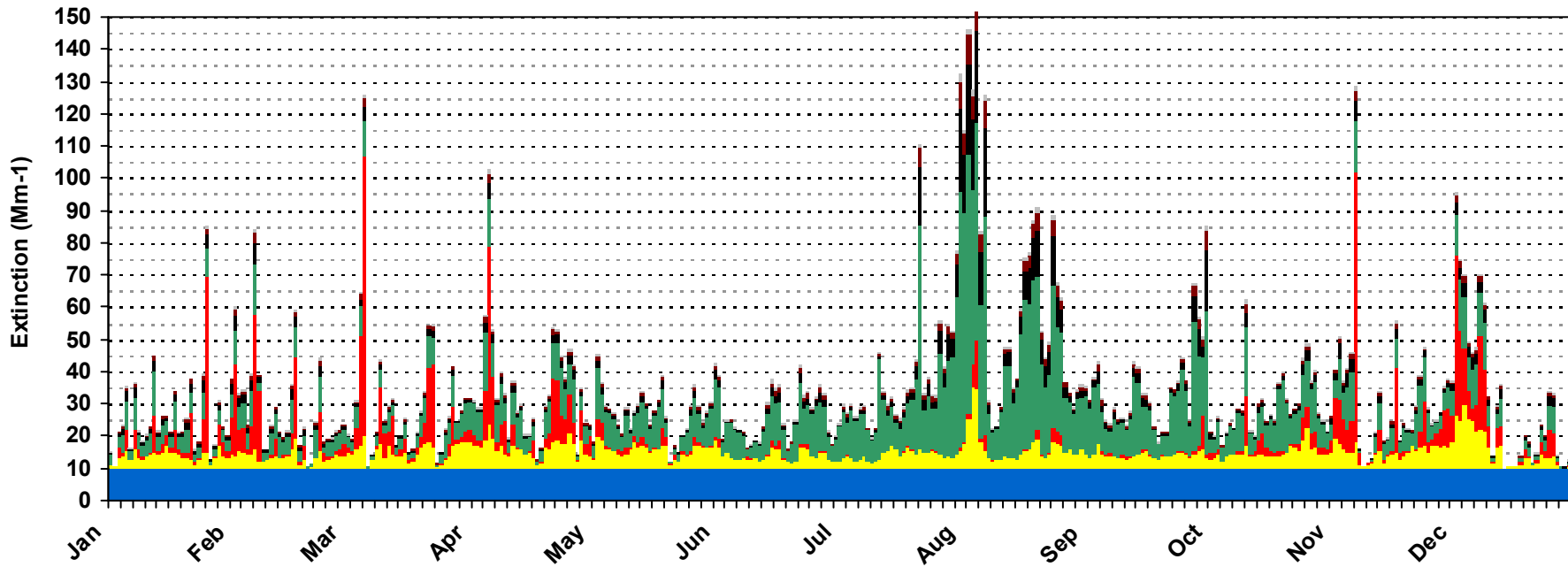


20% Best Visibility Days
Aerosol Extinction* = 6 Mm-1 (0 to 11 Mm-1)



- Coarse Material
- Soil
- Elemental Carbon
- Organic Material
- Ammonium Nitrate
- Ammonium Sulfate
- Rayleigh

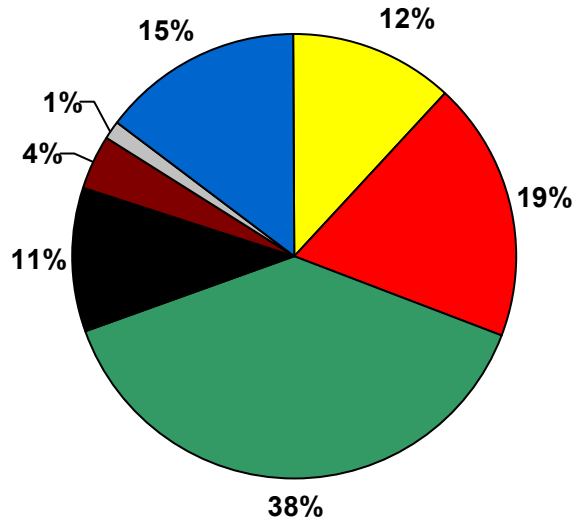
*Excludes Rayleigh Extinction



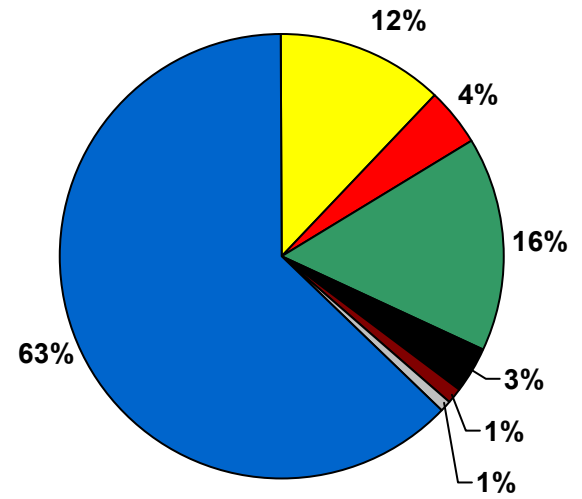
MODEL RESULTS

Lassen Volcanic National Park, CA 2002 Reconstructed Extinction CMAQ Model Results (every day)

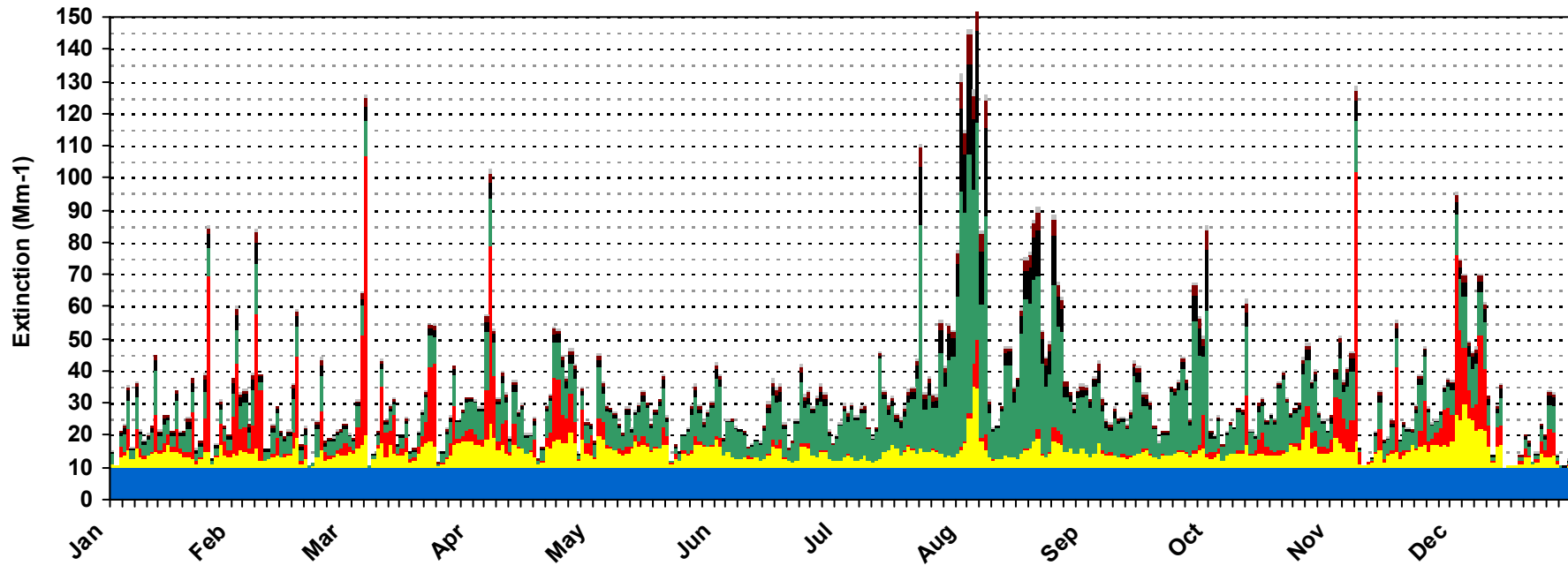
20% Worst Visibility Days
Total Extinction = 67 Mm-1 (42 to 157 Mm-1)



20% Best Visibility Days
Total Extinction = 16 Mm-1 (10 to 21 Mm-1)



- Coarse Material
- Soil
- Elemental Carbon
- Organic Material
- Ammonium Nitrate
- Ammonium Sulfate
- Rayleigh



MODEL RESULTS

Lassen Volcanic National Park, CA 2002 Reconstructed Extinction CMAQ Model Results (every day)

20% Worst Visibility Days			
	Average (Mm-1)	Minimum (Mm-1)	Maximum (Mm-1)
Total Extinction:	67.4 (19.1 dv)	41.8 (14.3 dv)	157.4 (27.6 dv)
Aerosol Extinction*:	57.4	31.8	147.4
	Average (Mm-1)	% of Tot. Extinction	% of Aer. Extinction
Ammonium Sulfate:	8.0	12%	14%
Ammonium Nitrate:	12.9	19%	22%
Organic Material:	25.9	38%	45%
Elemental Carbon:	7.1	11%	12%
Soil:	2.6	4%	5%
Coarse Material:	0.9	1%	2%
Rayleigh:	10.0	15%	N/A
20% Best Visibility Days			
	Average (Mm-1)	Minimum (Mm-1)	Maximum (Mm-1)
Total Extinction:	15.9 (4.6 dv)	10.1 (0.1 dv)	20.6 (7.2 dv)
Aerosol Extinction*:	5.9	0.1	10.6
	Average (Mm-1)	% of Tot. Extinction	% of Aer. Extinction
Ammonium Sulfate:	1.9	12%	33%
Ammonium Nitrate:	0.7	4%	11%
Organic Material:	2.5	16%	42%
Elemental Carbon:	0.5	3%	8%
Soil:	0.2	1%	3%
Coarse Material:	0.1	1%	2%
Rayleigh:	10.0	63%	N/A

*Excludes Rayleigh Extinction